

## safe2tell Web Content – All Pages

---

HOME

MAKE A REPORT. MAKE A DIFFERENCE.

Report anonymously. Any Time, Any Day.

### **Make a report**

Anonymously report anything that concerns or threatens you, your friends, your family, or your community. We take your reports any time, any day.

You have the power to make a difference.

### **Reasons to tell**

We encourage you to come forward as soon as possible when you learn about something that may cause harm to others or yourself. When you see something, say something.

By reaching out to Safe2Tell, you can help someone who is struggling. If your desire is to protect, prevent, or help, send in your report. If you're unsure whether you should send in a report or not, and you are making a to protect, prevent, or help, send it in.

### **How it works**

Reports can be submitted by calling 1-877-542-SAFE (7233), using the link on the website, or through our mobile app. After you submit your report, watch for any follow up questions, because the more information you share, the better the response to your report will be.

Safe2Tell will send your report to appropriate school and/or law enforcement officials and verify report receipt and response.

## **PARENTS**

### **Support them by staying involved**

If parents learn of concerns, we recommend that you consider reaching out to the school or local law enforcement directly. This is similar to the first option for students to contact a trusted adult. Safe2Tell is always available as your second option, whether it is because you don't know where to make a report, it's after hours, or you can't make a direct report. Safe2Tell is here for threats to student or school safety.

### **Who determines the response**

Safe2Tell relays report information from the person making the report to local partners. Schools and law enforcement have the authority to determine how they respond to reports. Any questions on general Safe2Tell response policies or protocols should be directed to your local school and/or law enforcement agencies.

### **What teenagers want parents to know**

"As much as I fight it, make me talk about it! Don't let me get away with it."

YouTube link [ <https://www.youtube.com/watch?v=WcdZKJRkocg> ]

### **Additional information:**

- o Adults CAN submit Safe2Tell reports on their own behalf and/or on behalf of their child. Like all Safe2Tell reports, yours will be anonymous.
- o Safe2Tell reports are not included in a student's academic record.
- o Safe2Tell does not notify the Reporting Party of the report outcome. All outcome information is confidential.
- o If you have previously reported the situation to your school staff and are not satisfied with the outcome, Safe2Tell is not able to enforce a different outcome. Please find the appropriate contact within your school or district for escalating these concerns.

If you are looking for more information on the history, purpose, and relevance of Safe2Tell, visit our "**What We Do**" page.

### **Parent brochures**

[Parent Rack Card- English](#)  
[Parent Rack Card- Spanish](#)

**Parent/Guardian webinar**

<https://youtu.be/ja9YrdZpi68>

This webinar covers context around Safe2Tell, data, the report lifecycle, and parent FAQs. The intended audience is for parents, families, and other trusted adults in students' lives.

## FAQ

QUESTION: What is Safe2Tell?

ANSWER: Safe2Tell gives students, parents, and community members a safe, anonymous way to report any threats to their safety or the safety of someone else. Safe2Tell is a nationally recognized and replicated model for anonymous reporting.

QUESTION: How does Safe2Tell work?

ANSWER: Anyone who has information about a potentially dangerous situation can call the toll-free, state-wide number at 1-877-542-7233, make a web report by clicking the **Make a Report** button at the top of the page, or by downloading the mobile app and making a report from a smartphone. A trained Safe2Tell analyst will then forward the information to local teams consisting of schools, law enforcement, mental health, and/or other partners. Local partners have full authority over report response and outcomes.

QUESTION: When can I make a report to Safe2Tell?

ANSWER: You can call us or make a web report any time, any day. Making a Safe2Tell report is always free.

QUESTION: What can I report to Safe2Tell?

ANSWER: You can report anything related to school and youth safety/mental health where your desire is to protect, prevent, or help. If it is not a Safe2Tell matter, we will refer you to the appropriate resource if needed.

QUESTION: How do I remain anonymous?

ANSWER: Your anonymity is protected by Colorado law (C.R.S. Section [24-31-601](#) et seq.). Safe2Tell will not ask for your identifying information. Safe2Tell will ask for information about the situation causing you concern. NOTE: Calls to our administrative line, emails, and social media posts are not protected under the Safe2Tell law and are not processed as anonymous reports.

QUESTION: What about extreme circumstances? Is the reporting party's identity protected then?

ANSWER: Our mission is to break the code of silence through reporter anonymity. By law, Safe2Tell is required to protect the anonymity of reporters unless it is determined that a false report has been made through Safe2Tell with the intent to hurt, harass, or bully someone else. [Senate Bill 21-081](#) outlines such specific situations where either a court of law, or the Attorney General, may order the program to disclose such information. Instances of false reporting are rare and comprise approximately 2% of the reports received by Safe2Tell. Safe2Tell always welcome reports with the intent to prevent, protect or help made through the program.



## BEST PRACTICES FOR REPORT RECIPIENTS

Safe2Tell sends each report to local schools and law enforcement, maintaining the anonymity of the reporting party, who is protected by Colorado state law (C.R.S. Section 24-31-601 et seq.). The suggestions on this page guide report recipients in successfully responding to and closing out Safe2Tell reports.

### *What are best practices?*

Although content and circumstances vary for each report, the goal is prevention and awareness through education and training. It is not necessary to inform parties that the information was obtained through a Safe2Tell report. Safe2Tell recommends not leading conversations with Safe2Tell as the source of information as that can move the conversation away from resolving the concern and instead towards wanting to see the report. Sharing report contents (including forwarding or copying information in the report) is not permitted ([C.R.S. Section 24-31-607](#)) in order to maintain anonymity of the reporting party. If you need to assign someone else who did not receive the report initially, please contact 1-877-542-7233 and request the re-assignment.

Remember that information from Safe2Tell reports can not be copied outside of the Safe2Tell report management software ([C.R.S. Section 24-31-607](#)). However, the report ID number can be used.

### **Change Contact Information**

If you are a Safe2Tell report recipient and you need to change your information or the information of someone else, complete a <https://dev-safe2tell.pantheonsite.io/contact-updates/>.

## **P3 System**

**Responders or staff with a P3 login:** In order to access, view, and update reports in the P3 System, [login](#) with the email address assigned to you. For more information, refer to the P3 user guide below.

**Responders or staff without a P3 Login:** You will need the report ID number and disposition number when using [the P3 Online Disposition Form](#). For technical assistance, please 1-877-542-7233.

### **Safe2Tell P3 Recipient User Guide**

This guide will walk users through the features of P3 and the associated Safe2Tell policies.

[LINK to PDF: P3 User guide](#)

### **P3 FAQs:**

Q: What if I received this report erroneously?

A: Please call Safe2Tell immediately at 1-877-542-7233, provide the report number, and destroy the report/delete the email or text message.

Q: What if there is not enough information for follow-up?

A: Safe2Tell has the ability to request more information from the reporting party via our web reporting and mobile app system. Inform Safe2Tell through comments on the disposition tab with your request for more information. If there is not enough information for follow-up, note as such in the disposition/in-progress report. If more information becomes available, P3 will be updated.

Q: Should I notify the individuals involved that a Safe2Tell report has been made?

A: You should only indicate you received an anonymous report but should not specify that it came from Safe2Tell. It is not necessary to articulate that a Safe2Tell report has been received.

Q: Will Safe2Tell notify the media if a serious crime or incident is prevented?

A: While Safe2Tell reserves the right to use anonymized report content to describe incidents and outcomes for program purposes, the identity of particular schools and/or districts will not be disclosed.

Q: Can I obtain statistics for my school and school district from the Safe2Tell database?

A: Safe2Tell compile data for the state of Colorado as a whole. Information posted to the Safe2Tell website, including monthly and yearly data reports, are public domain. Safe2Tell only releases district and school data to authorized school/district personnel. All P3 users have the authority to access data for all of their schools. If you require assistance on this, please email us at [info@safe2tell.org](mailto:info@safe2tell.org).

Q: If another agency (school, law enforcement, etc.) has closed a Safe2Tell report, do you still need information from our organization?

A: Yes, you may update the report regardless of another organization's involvement so that Safe2Tell has a complete record of the report outcome. Multiple dispositions may be submitted on each report.

Q: What does a closed report mean?

A: A closed report informs Safe2Tell that you have received the report, have completed an initial investigation, and have a plan for moving forward. Adding additional information in the disposition/in progress notes tab will help document your response and inform all parties.

Q: Am I allowed to contact or interview the subject in the report, since anonymity is protected by Colorado state law?

A: Anonymity laws protect the individual who made the report. Individuals listed in the report who need intervention may be contacted, interviewed, investigated, etc. as determined by the designated school representative, law enforcement officer, or involved community agency.

## LAW ENFORCEMENT

### Local partnerships

Safe2Tell partners with local law enforcement agencies, school resource officers, and emergency responders to respond to critical, life-saving reports.

Local law enforcement are vital collaborators in responding to reports, and below are some best practices for law enforcement members responding to these reports.

*“The Summit County Sheriff’s Office believes that Safe2Tell [is] an invaluable asset for students, staff, and law enforcement to work together to address a gambit of issues within our community such as bullying, suicide, sexting, planned attacks, and domestic abuse/assault. Being that Safe2Tell allows [for] reporting of mental health related issues, [our] co-responder SMART team [can] provide rapid mental health support to students in need. Safe2Tell is an exceptionally efficient way for a community to work together to respond to and prevent issues surrounding our kids and our schools.” - Sheriff Jaime FitzSimons, Summit County Sheriff’s Office*

### Helpful guidelines for handling Safe2Tell reports

Each Safe2Tell report requires a response, and the responding parties must maintain the anonymity of the reporting party who is protected by Colorado State Law (C.R.S. Section 24-31-601 et seq.). Click the link below for suggestions to aid in successfully responding to, and reporting back on, all Safe2Tell reports.

[LINK TO Best Practices for Report Recipients PAGE](#)

### Who should receive tips?

Your organization determines what the practice or procedure will be for routinely handling Safe2Tell reports. Below are examples of individuals law enforcement agencies might select to receive reports electronically and via text:

1. School Resource Officer
2. Sergeant
3. Commander, Chief, and/or Sheriff
4. Communications Center Supervisor
5. Communications Center Staff

If you need to update your Safe2Tell report recipient contacts, please go [here](#) [link to update contact form] or email [info@Safe2Tell.org](mailto:info@Safe2Tell.org).

### What is the appropriate action?

Although content and circumstances vary for each report, the goal is prevention. Safe2Tell recommends not leading conversations with Safe2Tell as the source of information as that can move the conversation away from resolving the concern and instead towards wanting to see the report.

Sharing report contents (including forwarding or copying information in the report) is not permitted ([C.R.S. Section 24-31-607](#)) in order to maintain anonymity of the reporting party. If you need to assign someone else who did not receive the report initially, please contact 1-877-542-7233 and request the re-assignment.

Remember that information from Safe2Tell reports cannot be copied outside of the Safe2Tell report management software ([C.R.S. Section 24-31-607](#)). However, the report ID number can be used.

### Common report outcomes

Below are the most common report outcomes and their definitions.

- **Not a law enforcement issue (law enforcement only)-** This outcome may be utilized by law enforcement to notify local partners that no action will be taken at this time on the report.
- **Unfounded-** This outcome is used when there is no evidence to support the claim of the reporting party. There is also no probable cause the report was malicious in nature. For example, the reporting party states they overheard their classmate talking about suicide. Upon investigation, the classmate used the phrase “kill me now” in a sarcastic manner. Although there is no concern for suicidal ideation, the report was submitted in good faith with a desire to help.
- **Lockdown-** This outcome is used when a lockdown (all doors locked, lights out, students/staff silent and out of sight) has been initiated as a result of a Safe2Tell report.
- **Lockout/Secure Perimeter-** This outcome is used when a lockout/secure perimeter (everyone inside and exterior doors locked) has been initiated as a result of a Safe2Tell report..
- **False report/tip-** This outcome is used when there is no evidence to support the claim of the reporting party, and there is probable cause that the report was not submitted in good faith.

### High functioning Safe2Tell teams-

Safe2Tell has compiled a resource guide encompassing best practices from local multidisciplinary teams. The suggestions focus on improving Safe2Tell culture through strengthening the paradigms of school and law enforcement administration, technical operations of the report management software, and messaging to students.

If you are a School Resource Officer looking for Safe2Tell resources, you may find training and promotional materials in the schools section.

[\[insert High Functioning Teams pdf\]](#)

## STUDENT AMBASSADOR

Each school year, we encourage and invite rising sophomores, juniors, and seniors to apply to be a Safe2Tell student ambassador. Our ambassadors provide insight and feedback on the Safe2Tell program and ensure that our work stays youth-centered. The application to apply is open in the springtime of each school year. The program will begin with selected students in the summer and continue through the end of the school year.

If you are interested in making a difference in the lives of Colorado students and meet the qualifications below, becoming a student ambassador may be a great opportunity for you.

### **Qualifications to become a student ambassador:**

You are:

- A rising sophomore, junior, or senior
- A creative, solution based, problem solver
- Socially conscious
- Empathetic about mental health and other issues facing teens and youth
- A self-starter to engage in projects outside of the meeting time

You have:

- Experience with either side of bullying and a commitment to ending bullying at your school
- A humble desire to lead your peers
- Interest in school safety, leadership development, marketing, community service, public policy
- Availability for monthly meetings, either virtual or in person
- School staff/leadership that is willing to support you and your project(s)

### **Perks:**

- Make an impact within your community through Safe2Tell
- Meet and greet with Colorado Attorney General
- Safe2Tell swag for each ambassador
- Network with Safe2Tell staff and other students from across Colorado
- Exposure to groups that have a similar vision
- Learn new or develop leadership skills

If you, or someone you know, wants to make a difference as a Safe2Tell Student Ambassador, apply using the links below in the spring of each school year.

[Safe2Tell Student Ambassador Application](#) [\[link to application\]](#)

Si necesita el forma en Español, está [AQUÍ](#). [\[link to Spanish application\]](#)

**If you have any questions regarding the program, please contact [S2Tambassador@coag.gov](mailto:S2Tambassador@coag.gov) or fill out the interest form below:**

**"\*" indicates required fields**

**Your Name\***

**First**

**Last**

**Your Email Address**

**Your School\***

**Your Grade\***

**Any questions/comments?**

**SUBMIT**

## CONNECT WITH US

Receive Safe2Tell email communications

[Sign up](#)

Safe2Tell Administrative Office

Please submit your questions regarding updating your P3 report recipient list, material orders, training requests, and/or general inquiries using the form below (preferred) or by calling 720-508-6800.

### **Reason for contact us\***

General inquiries, Updating your P3 report recipient list, Material orders, Training requests

### **Your name\***

First

Last

### **Your email address\***

### **Your Message**

Mailing Address:

Safe2Tell

Office of the Attorney General

Colorado Department of Law

1300 Broadway,

Denver, CO 80203

24/7 technical assistance for report recipients: Call 1-877-542-7233 and press 1

[Need to update who receives Safe2Tell reports?](#)

-

## COMMUNITY

*"Great resource for all teen programs! Thanks for the information, I will be printing and posting flyers."* - Recreation Center Administrator

### Community connection

Safe2Tell provides concerned community members, parents, and guardians a way to anonymously report safety concerns to create effective interventions in the lives of youth who are struggling. Early intervention can save lives.

Safe2Tell provides educational opportunities for students to learn about the program, but also for concerned community members. By promoting Safe2Tell, you are engaging your fellow community members to be part of the solution.

### Reporting concerns

Reporting keeps you and others safe from threats, harmful behaviors, or dangerous situations. We need your help to improve our communities. If you see or hear something dangerous or concerning, report it.

- Safe2Tell analysts answer reports any time, any day.
- Adults can submit Safe2Tell reports. Like all Safe2Tell reports, yours will be anonymous.

### Get involved

Safe2Tell regularly conducts trainings and presentations to educate students, school staff, law enforcement, and community members about the Safe2Tell model.

To request a training or presentation, please complete our online LINK [Presentation Request Form](#).



## SCHOOL

*I did not realize all of the amazing resources Safe2Tell provides. We will definitely be using some of the recommendations to improve our student and adult culture around Safe2Tell.*

-Assistant School Principal.

### **Best practices for report responses**

Safe2Tell provides several resources for multidisciplinary teams on tip investigation, documentation, and the P3 report management software.

### [BEST PRACTICES](#)

#### **Improving Safe2Tell culture and climate-**

Safe2Tell has compiled a resource guide encompassing best practices from local multidisciplinary teams. The suggestions focus on improving Safe2Tell culture through strengthening the paradigms of school and law enforcement administration, technical operations of P3, and messaging to students.

#### **PDF- High Functioning Teams**

#### **Get your school and community involved**

School partners can use the templates below to share information about Safe2Tell with families and school staff. This template includes Safe2Tell training messages that families and staff can expand upon during conversations with their student(s). It is suggested to distribute these letters at the beginning of the school year and/or to accompany any Safe2Tell presentation.

Letter template to families (english) [[family letter word doc](#)]

Letter template to families (spanish) [[spanish family letter word doc](#)]

Letter to send to all staff [[staff letter](#)]

#### **Empower your school**

Safe2Tell provides resources and materials from videos and posters to presentations and trainings to empower the whole community to break the code of silence and report concerns anonymously. The more you see something, the more likely you are to remember it. Safe2Tell provides a variety of no cost support tools for you to do everything possible to create a safer school and to educate and empower your students.

## **MARKETING RESOURCES**

### **TRAINING RESOURCES**

#### **Training Curriculum Request**

If you are interested in our curriculum, please fill out the form using the link below. This data will help Safe2Tell track the usage and effectiveness of its curriculum.

### **CURRICULUM REQUEST FORM**

## STUDENTS

**As students often know safety and mental health concerns about their peers before adults, it's important that you speak up. Adults can't do anything to help unless you let us know there is a problem. If your desire is to protect, prevent, or help, make a report to Safe2Tell. We are here to support you and your safety.**

### Student voices

<https://youtu.be/oWegHUrePN4?list=PL8MUdVCJF0TEXjTi3OX1fuba1mEMg3onk>

My story: Alex.

[https://www.youtube.com/watch?v=VOaI\\_uREWV0&list=PL8MUdVCJF0TEXjTi3OX1fuba1mEMg3onk&index=2](https://www.youtube.com/watch?v=VOaI_uREWV0&list=PL8MUdVCJF0TEXjTi3OX1fuba1mEMg3onk&index=2)

### TikToks

Where does your Safe2Tell tip go?

[https://youtu.be/gt2sADb2\\_gY](https://youtu.be/gt2sADb2_gY)

Why are we always talking about Safe2Tell?

<https://youtu.be/8zdqc0ttMAk>

### How-to demo

What's the mobile app like?

<https://youtu.be/7NrxJeWGQs8>

Stick around after you submit your tip

<https://youtu.be/KiEnD-SwO3M>

## **STUDENT FREQUENTLY ASKED QUESTIONS**

### **Am I tattling?**

Ask yourself, "Is this about me or about someone else?" Tattling or snitching involves the intentional act of trying to get someone in trouble. Telling or reporting involves sharing your concern in order to help someone who is struggling, hurt or may harm themselves or others.

Elementary tattling vs. reporting video

<https://youtu.be/VLwMXWIZhy0>

Please note this video mentions suicide.

### **What about snitching?**

We believe a healthy community looks out for one another. Reporting to Safe2Tell is not snitching, it's advocating. A "snitch" is someone who wants to hurt, bully, get revenge, or get someone in trouble. An advocate is someone who stands up and speaks out for others who may be struggling.

Secondary Safe2Tell and snitching video

<https://youtu.be/G8986ilhBm0>

## **What is the difference between Safe2Tell and other resources?**

### **Colorado Crisis Services**

Safe2Tell provides the contact information for Colorado Crisis Services (CCS) with every **report** submission should you wish to talk to someone for counseling. You can reach CCS directly anytime at 844-493-TALK (8255), or text TALK to 38255. Learn more at [ColoradoCrisisServices.org](https://ColoradoCrisisServices.org).

### **Safe2Tell vs 911**

If you're worried something bad might happen, use Safe2Tell. If the situation is an emergency, dial 911.

### **How can I make a difference?**

Each school year during the spring, we encourage and invite rising sophomores, juniors, and seniors to apply to be a Safe2Tell student ambassador.

Our ambassadors help provide insight and feedback on the Safe2Tell program and make sure that our work stays youth-centered. This opportunity is offered through the Colorado Attorney General's Office.

**BECOME A STUDENT AMBASSADOR**

## STUDENT AND COMMUNITY TRAINING RESOURCES

Safe2Tell provides educational training resources for students and communities across Colorado. You can find presentation videos and webinars to present to your local school community. You can also complete our Training Curriculum Request Form if you are looking for other resources to use during trainings. If you are interested in becoming a certified Safe2Tell Trainer, fill out the Train the Trainer Application. Safe2Tell appreciates our training partners who educate and inform their students and community about the Safe2Tell program.

### On demand student training

Safe2Tell provides two options for secondary training. The presentations are identical except for the videos used. Presentation A's videos are more descriptive of student challenges than Presentation B. Local partners have the option for which one best fits the needs of their students. Hit play and let us do the rest!

LINK [Presentation A](#)

LINK [Presentation B](#).

### Webinars

Safe2Tell has created a series of webinars that can be shared with students, schools, or outside communities. These webinars highlight the purpose of Safe2Tell, including best practices on how to use the program.

## View Our Webinars

### Training Curriculum Request

If you are interested in our curriculum, please fill out the form below.

What is your first and last name?\*

First

Last

Your Email\*

What school or organization are you employed by?\*

What is your title with your school or organization?\*

What school(s) or organization(s) will you be presenting to?\*

What are the cities and/or counties you will be presenting in?\*

Who is your target audience?\*

Lower Elementary

How many are expected in attendance?\*

Target Date(s) of Presentations

Safe2Tell offers a Train the Trainer certification. Are you interested in being a trainer?

Yes

No

THANK YOU

Upon submission of this form, Safe2Tell will review curriculum requests and forward links to presentation and extension activities.

## Train the Trainer

Safe2Tell hosts two Train the Trainer sessions per calendar year. Trainers are certified to teach K-12 students on the purpose of Safe2Tell and how to use the program. They are also equipped with tools to help assess and improve a school's culture and climate around Safe2Tell. Safe2Tell also provides the option to complete an asynchronous online Train the Trainer course. Please fill out the form below and a Safe2Tell team member will reach out with more information.

### Train the Trainer Application Form

## DATA

### Data Reports

Below are generalized reports Safe2Tell produces to reflect monthly, midyear, and annual reporting trends and statistics across Colorado. Local school districts can request assistance with specific reports by contacting us.

If you would like data reports from previous years than what is listed here, please contact us using the link below.

**CONTACT US**

### Safe2Tell Annual Reports

2021 Safe2Tell Legislative Annual Report

[2020 Safe2Tell Legislative Annual Report](#)

[2019 Safe2Tell Legislative Annual Report](#)

[2018 Safe2Tell Legislative Annual Report](#)

### School Year Data Reports

(See Annual Reports section for 2018 and 2019 school year data)

[Safe2Tell CO Midyear Data Summary 2020-21 School Year](#)

[Safe2Tell CO Midyear Data Summary 2019-20 School Year](#)

### Monthly Data Reports (2021-22 School Year)

Data2Report January 2022

Data2Report December 2021

Data2Report November 2021

[Data2Report October 2021](#)

[Data2Report September 2021](#)

[Data2Report August 2021](#)

Newsletters within the past school year:

- Winter 2022 Newsletter
- [Fall 2021 Newsletter](#)
- [Spring 2021 Newsletter](#)

## WHAT WE DO

Safe2Tell empowers young people to keep their community safe.

We take reports any time, any day from students or other community members who are concerned about their safety or the safety of others”

### TO MAKE AN ANONYMOUS REPORT:

- CALL 1-877-542-7233
- [Make a web report](#)
- Download the Safe2Tell App:
  - <https://play.google.com/store/apps/details?id=com.p3tips.safe2telltips&hl=en>
  - <https://itunes.apple.com/us/app/safe2tell-co/id997405891?mt=8&ign-mpt=uo%3D4>

## How it works

Safe2Tell provides students, parents, and community members a safe and anonymous way to report information about any issues that concern their safety or the safety of others. Safe2Tell's reporting process is simple. Call to interact with a live, trained analyst or fill out a form on our website or mobile app. [\[show more\]](#)

The Safe2Tell Act (C.R.S. Section 24-31-601 et seq.) requires Safe2Tell to promptly forward information to local law enforcement, public safety agencies, or school officials. Information is not required to be forwarded if the call was transferred to Colorado Crisis Services (C.R.S. Section 27-60-103). Safe2Tell is obligated to ensure the identity of the person making the report is unknown to all parties including Safe2Tell employees with the rare exceptions listed in Senate Bill 21-081.

Safe2Tell is housed within the Colorado Department of Law. The program partners with the Colorado Information Analysis Center (CIAC) in the Colorado Department of Public Safety to answer and disseminate reports. Analysts engage reporting parties in a two-way dialog to maximize the information available for follow-up. They directly connect or refer to the appropriate mental health partners as needed. Safe2Tell analysts review every report and promptly forward it to local multidisciplinary teams. Multidisciplinary teams are comprised of local school and law enforcement personnel. Safe2Tell encourages a prompt response from multidisciplinary teams to all reports in the same fashion as if they received the information in person. Safe2Tell analysts allow 30 minutes for public safety answering points to acknowledge a report receipt and one business day for school personnel to view. Analysts call multidisciplinary teams immediately if they deem the report urgent. Safe2Tell gives multidisciplinary teams thirty days to provide response or outcome information and mark a report as closed. Once addressed, we require the intervening parties to complete a disposition documenting action taken and any relevant outcomes.

## Overview of Safe2Tell

Safe2Tell was founded on the idea that early intervention is the key to preventing violence and saving lives. The program promotes early intervention by serving as a relay of information between people submitting reports and local multidisciplinary teams, such as schools and law enforcement agencies. The founding principles are:

- **Educate** the community on the importance of reporting safety concerns
- **Encourage** everyone to play a role in prevention
- **Equip** community stakeholders with a direct way to report anonymously
- **Empower** those who have the intention to help, prevent or protect to make a difference

## **Safe2Tell History**

2004- Safe2Tell began operations as a non-profit organization in close collaboration with Colorado government.

2007- First Safe2Tell legislations is passed to establish anonymous reporting, known as the Safe2Tell Act 24-31-601.

2014- As part of Senate Bill 14-002, Safe2Tell is incorporated into the Colorado Office of the Attorney General.

2016- Senate Bill 16-193 appropriated funds for training and outreach materials and a training specialist position.

2018- Safe2Tell received an appropriation of funds for a second training specialist, a data analyst, and additional training materials from Senate Bill 18-1434.

2019- The Colorado Information Analysis Center (CIAC) began to handle reports.

2020- Senate Bill 20-1113, Safe2Tell began sharing Colorado Crisis Services contact information on every report.


2021- Senate Bill 21-081, created measures to prevent the misuse of Safe2Tell and disclose anonymity by the Attorney General of Colorado if necessary.

## **What's the research behind Safe2Tell?**


Safe2Tell is the nation's oldest anonymous state-run school safety reporting line. We were founded on the premise that students need an additional resource to break the code of silence and report when sharing with a trusted adult is too challenging. We have served as a model and provided assistance in other states and districts setting up their own reporting/tiplines. Below are a few publications that mention Safe2Tell as a best practice. Click on the images to view the reports.




Columbine Commission Report (2001), Governor Bill Owens' Columbine Review Commission.




Arapahoe High School Shooting Report (2015), Center for the Study and Prevention of Violence.




Enhancing School Safety Using a Threat Assessment Model: An Operational Guide for Preventing Targeted School Violence (2018), US Secret Service.




Attorney General Formal Opinion on FERPA (2018), Colorado Attorney General.




Colorado School Violence Prevention & Legal Manual (2018), Colorado Attorney General.



Final Report of the Federal Commission on School Safety (2018), Federal Commission on School Safety.



Protecting America's Schools: A U.S. Secret Service Analysis of Targeted School Violence (2019), U.S. Secret Service.



Colorado School Safety Guide (2019), Colorado Attorney General.



Averting Targeted School Violence: A U.S. Secret Service Analysis of Plots Against Schools (2021).



**Safe2Tell Partners** [\[drop down menu for each\]](#)

Colorado Information Analysis Center (CIAC) [\[Show more\]](#)

[The Colorado Information Analysis Center \(CIAC\)](#) serves as the state's fusion center, a multidisciplinary, multi-agency network of professionals from private sector, local, state, tribal and federal partners conducting analysis and sharing information to prevent, protect and respond to crimes and potential or actual acts of terrorism. CIAC, in the Colorado Department of

Public Safety, Division of Homeland Security and Emergency Management, partners with the Colorado Department of Law to answer and disseminate reports. Safe2Tell analysts engage with the reporting parties in a two-way dialog to maximize the information available for follow-up. As appropriate, analysts directly connect or refer to the appropriate mental health partners as needed and distribute the information immediately to local responders.

#### Safe Communities Safe Schools (SCSS) [\[Show more\]](#)

[The Safe Communities Safe Schools \(SCSS\) Model](#) was established by the University of Colorado Boulder's Center for the Study and Prevention of Violence, in partnership with the Colorado Attorney General's Office, following the Columbine High School tragedy in 1999. The Model integrates key recommendations from the 2001 Columbine Review Commission's Report, the U.S. Surgeon General's Report on Youth Violence, and both prevention and implementation science. The SCSS Model offers schools and communities a strategic planning process to improve safety and create better learning environments by choosing prevention programs and practices and policies tailored to the specific needs of their school. The SCSS Model also builds the necessary infrastructure and supportive environment to implement these programs successfully.

#### Center for the Study and Prevention of Violence (CSPV) [\[Show more\]](#)

The [Center for the Study and Prevention of Violence \(CSPV\)](#) is housed within the University of Colorado Boulder's Institute of Behavioral Science. Founded in 1992 with funding from the Carnegie Corporation of New York, CSPV provides assistance to groups committed to understanding and preventing violence and other problem behaviors and promoting positive youth development.

#### Colorado Crisis Services [\[Show more\]](#)

For help with any mental health, substance use or emotional concern—for you, or someone you know—call Colorado Crisis Services at 844-493-TALK (8255), or text TALK to 38255. Trained counselors provide immediate and confidential help, 24/7/365. For more information, or to find a crisis services walk-in center, visit [ColoradoCrisisServices.org](https://coloradocrisiservices.org).

#### Colorado School Safety Resource Center [\[Show more\]](#)

The mission of the Colorado School Safety Resource Center (CSSRC) is to assist educators, emergency responders, community organizations, school mental health professionals, parents and students to create safe, positive and successful school environments for Colorado students in all pre K-12 and higher education schools. Safe2Tell refers local partners to CSSRC for guidance on policies to investigate tips. <https://cssrc.colorado.gov/>

#### Colorado Department of Education [\[Show more\]](#)

The Colorado Department of Education provides leadership, resources, support and accountability to the state's districts, schools, teachers and administrators. CDE supports Safe2Tell in aligning its messaging to be aligned with diversity, equity and inclusion initiatives and helps assign a student to a school when the school is unknown by the tipster. <https://co.colorado.gov/education>

## MARKETING RESOURCES

**Messaging:** Colorado schools promote Safe2Tell to students through effective messaging, marketing and communications. Examples of how Colorado schools promote Safe2Tell to students include:

- Printing the Safe2Tell trademark and reporting information on the back of student IDs
- Encouraging the downloading of the Safe2Tell mobile app through extra credit or prizes
- Hanging posters and banners with Safe2Tell information inside and outside the school
- Putting Safe2Tell information on the school's outdoor marquee sign
- Incorporating messages about Safe2Tell in bullying or healthy and safety curriculum
- Adding a link to Safe2Tell on school and district websites
- Including information about Safe2Tell in student handbooks
- Printing the Safe2Tell trademark and reporting information in student planners or binders

If your students see Safe2Tell information around their school, they are more likely to remember it when they need it.

## Culturally and linguistically diverse resources



**Accessing other languages by phone:** Safe2Tell utilizes translation services to accept phone reports in over 200 languages. When a concerned party calls Safe2Tell they are directed to dial “1” to speak with a live analyst. The Safe2Tell analyst will then ask non-English speakers which language they prefer. After a brief hold, the interpretation service provides communication in the preferred language. The interpreter will greet the concerned party and share the analyst guided Safe2Tell dialogue to obtain the information for the report.

**Accessing other languages by web/mobile app:** The website and app accept tips in English, Spanish, Somali, French, and Portuguese. To change language settings via the web, the first step is to click on the "Submit an Anonymous Report" tab from the home page. The person making the report will be redirected to a report form which contains an “Options & Language” tab at the top right corner. This drop down gives the person making the report the option to change the language settings. From the mobile app home screen: select “Submit an Anonymous Tip,” select the city/town, then select the event type. This will direct person making the report to the tip form page which contains the option to change the language settings at the very bottom of the page under "Select Another Language."

**Accessing resources in Spanish:** In addition, many of our training and outreach resources are in Spanish. Safe2Tell is proud to collaborate with the Culturally and Linguistically Diverse Education office at the Colorado Department of Education to create culturally responsive materials.

## Posters


Safe2Tell has developed a set of promotional posters for Colorado schools and communities that encourage and empower students to report safety concerns and help friends who may be hurting.

[insert a place to have all poster pdf's to download]

**Available for Free Download:**



Title: See it. Report it. Stop it. Free Download: [Click Here](#)



Title: Your Community. Your School. Your Friends. Your Call. Free Download: [Click](#)

[Here](#)

Available in Spanish #2: [Click Here](#)



Title: See Something, Say Something Free Download: [Click Here](#)



Title: See it. Save it. Send it to Safe2Tell. Free Download: [Click Here](#)



Title: Number 2 Word Art Free Download: [Click Here](#)



Title: Elementary Toolkit Free Download: [Click Here](#)

Available in Spanish #3 [Click Here](#)



Title: "Just" is a Dangerous Word (Color) Free Download: [Click Here](#)

## Handouts

Safe2Tell has created a set of handouts that provide basic information about the program to educate students of all ages and the community.

- **Safe2Tell Parent Rack Card** [\[insert pdf in English & Spanish\]](#)
- **SmartPhone Student Card for Middle and High School Students** [\[insert bilingual pdf\]](#)
- **Bookmark for Elementary Students** [\[insert bilingual pdf\]](#)

## Public Service Announcements (PSA)

Safe2Tell has provided a framework for schools to reach their students using public service announcements that promote the messages of Safe2Tell, with students speaking directly to their peers. [LINK](#) PSAs aired during our 2019 Teen2Teen campaign. [LINK](#) PSAs aired during the COVID-19 pandemic.

## Social Media Toolkit for Schools [\[make dropdown option\]](#)

Any school, community member or partnering agency can use the images below on their own social media accounts. In addition to the content listed below, local partners are encouraged to view and follow the Safe2Tell social media accounts. They are welcome to repost any content.

To use these media files:

1. Click on the desired thumbnail to open full sized image

2. Click the share icon in the top right corner and click "Download Image"
3. Save image in desired location
4. Upload to desired media outlet page

## Media to use on Twitter, Instagram, or Facebook [dropdown]

#Safe2Tell #Safe2TellCO

*Asking for help could save a life*

*What's best for our kids*


*Concerned about a friend's safety*



*It's OK to ask for help*

*Facing unique challenges*

*What is Safe2Tell*



## Spanish versions:

#Safe2Tell #Safe2TellCO

*Asking for help could save a life*

*What's best for our kids*

*Concerned about a friend's safety*





*It's OK to ask for help*



*Facing unique challenges*




*What is Safe2Tell*



**Graphics to download, reuse and share on your social media platforms and websites:**

[dropdown bar of all images]







## Desktop and screensaver images:



S2T TRAINERS \*Password protected site

This website is the one stop shop for Safe2Tell Trainers. Welcome!

[Train Trainer Overview](#)

[Presentation Links](#)

[Training Tracker](#)

[Safe2Tell PSAs](#)

[Resources](#)

### **Train Trainer Overview**

Trainers are certified to teach K-12 students and parents about Safe2Tell. Referrals for law enforcement, school boards, district leadership, as well as any technical training on the usage of the Safe2Tell electronic platform will be made to the Colorado Department of Law training team. The trainers are not authorized to certify or train others in the curriculum.

### **Presentation Links**

LINK [High School/Middle School Presentation A](#)

\* This presentation is more descriptive of student experiences than Presentation B.

LINK [High School/Middle School Presentation B](#)

LINK [Upper Elementary Presentation](#)

LINK [Lower Elementary Presentation](#)

LINK: [TAKE THE CULTURAL SELF ASSESSMENT](#)

### **Training Tracker**

Please enter your trainings below. This helps us better understand how and where our resources are being used.

### **Safe2Tell Train the Trainer Reporting**

Let us know about your training!

**School\***

**City\***

**Grade level(s)**

**Number of students trained**

Please enter a number greater than or equal to 0.

**Trainer Name\***

**Date delivered\***

MM slash DD slash YYYY

**Any feedback on the lesson? Typos, suggestions, etc?**

### **Safe2Tell PSAs**

We encourage you to put the PSAs on your website, follow them on social media, and help us get the word out from teens to teens that reaching out for help on behalf of a friend is OK.

LINK: <https://www.youtube.com/channel/UC2l41hvkBhR7WXYVdCkxtJw>

### **Train the Trainer Resources**

Resources are provided to clarify the duties of a Safe2Tell trainer, enhance background knowledge of trainers, and improve delivery of trainings. The resources are not intended to be exhaustive and inclusion or omission does not express or imply endorsement by Safe2Tell or the Colorado Attorney General.

LINK: [https://drive.google.com/drive/folders/1xUX\\_J9yXyxYu6P3LmXZK\\_hV8v-Jx685b](https://drive.google.com/drive/folders/1xUX_J9yXyxYu6P3LmXZK_hV8v-Jx685b)

## CONTACT UPDATES FORM

This form should be completed by authorized school personnel or law enforcement to update contact information for the individuals receiving Safe2Tell reports on their respective teams within the Safe2Tell P3 system. Contact update submissions are verified and processed during regular business hours (8 a.m. to 4 p.m. Monday-Friday).

If you need information about current contacts, status of a recent submission, or assistance completing the form, contact us at [info@safe2tell.org](mailto:info@safe2tell.org). If you are updating multiple schools, please contact Safe2Tell at [info@safe2tell.org](mailto:info@safe2tell.org) or call our main administrative number at [720-508-6800](tel:720-508-6800). **If you are a newly established school that needs to be added to the P3 system and receive more information about Safe2Tell, please contact Safe2Tell at 720-508-6800 or [info@safe2tell.org](mailto:info@safe2tell.org).**

If new contacts urgently need assistance navigating the P3 system, please refer to our [P3 user guide](#) or call [1-877-542-7233](tel:1-877-542-7233) and press 1 to speak to a Safe2Tell analyst directly. To request a training on the P3 system, please visit our [presentation/training request form](#).

"\*" indicates required fields

1

Basic Information

2

Primary Contact

3

Additional Contacts

4

Finalize & Review

**Is this update for a school, law enforcement, or district update?\***

SchoolLaw EnforcementDistrict

**Name of Person Completing Form\***

**School Name\***

**Type of School\***

Public SchoolPrivate SchoolIndependent Charter SchoolDistrict Charter SchoolIndependent  
Online SchoolCollege or UniversityEarly EducationOther

**District Name\*****County\*****Physical Address\***

Street Address

Address Line 2

City

ZIP / Postal Code

**Phone Number\*****Fax Number - Administration**

NEXT

SAVE DRAFT

NEXT PAGE

"\*" indicates required fields

**Primary Contact Name\***

School Principal, Superintendent, or Lieutenant is Suggested

First

Last

**Primary Contact Title\*****Primary Contact Email\*****Primary Contact Phone\*****Subscribe to text alerts**

Subscribe to text alerts

**This update is to**

Add this contact

Update existing contact information

Replace a contact

Remove a contact

PREVIOUS

NEXT

SAVE DRAFT

NEXT PAGE

**Additional Contacts**

Please add additional contact(s) name, title/position, email, phone number, if this contact would like to receive text notifications (yes or no) and note whether this is a new contact, updated contact info, or a replacement contact. You can update as many contacts as necessary.

Name

Title/Position

Email

Phone Number

Receive Texts?

Add, update or replace?

PREVIOUS

NEXT

SAVE DRAFT

NEXT PAGE

### **Agreement and Authorization\***

By acknowledging this form, I agree that I: • Have proper authorization and authority to make changes to notifications and contact information on behalf of my school, district or organization, • Will receive critical, time sensitive information through the Safe2Tell system and agree that I am appropriate contact to respond in a timely manner to reports received, • Will not disclose any identity information about the tip contents, reporting party or disposition report, • Agree not to share access into the P3 system with any other unauthorized or unregistered person, entity or organization , • Will complete a required disposition report for all tips received, • Understand that identity of the reporting party and content that could reveal his/her identity MUST be kept ANONYMOUS according to Colorado state law and ANY efforts to reveal the identity of any reporter, regardless of validity of the report, is in direct violation of the Colorado Revised Statue Section 24-31-601 et seq., • Agree NOT to read verbatim to students or parents the content of a Safe2Tell report but used the information to aid in an investigation and interruption of behaviors, • Understand that reports are the exclusive property of the Safe2Tell under the Colorado Department of Law, • Will not disclose, copy, distribute any Safe2Tell report receive, • And, will not include Safe2Tell reports in any investigative file.

I agree to the privacy policy.

PREVIOUS

PREVIEW & SUBMIT

SAVE DRAFT

NEXT PAGE- FIELDS WILL POPULATE THE ANSWERS THAT WERE TYPED IN

PREVIOUS

SUBMIT

SAVE DRAFT

**CONFIRMATION MESSAGE:** Thanks for submitting your contact information to Safe2Tell Colorado! We received your request and are working to verify the information before entering it into our system. Once your contact information has been added or updated, the contacts will receive an email confirmation with log-in instructions to their P3 account. If you need more information on Safe2Tell materials or have questions, please send an email to [info@safe2tell.org](mailto:info@safe2tell.org).

## PRESENTATION/TRAINING REQUESTS FORM

Complete this form to request a Safe2Tell presentation or training.

**Presentation requests are placed on a list, in the order received, and are scheduled based on staff availability, travel considerations and other factors. Submission of a request does not guarantee a Safe2Tell presentation, although every effort will be made to accommodate the request.**

Once received, a staff member will review your request and follow-up with you to confirm during regular business hours. In the meantime, we invite you to review our training resources and marketing resources.

This form may not be used to submit a school safety tip. Any requests submitted through this form are neither anonymous nor protected from disclosure by the Safe2Tell Colorado law. If you need to make an anonymous report, complete an anonymous web report, download the Safe2Tell Colorado mobile app on the [Apple App Store](#) or [Google Play](#), or call 1-877-542-7233.

"\*" indicates required fields

**Contact Name\***

First

Last

**Contact Email\***

**Contact Phone Number\***

**School or Organization\***

**Title at School/Organization**

**Type of Presentation**

Select One  
Keynote Presentation  
Presenter Request  
Train the Trainer Certification  
Student Presentation  
Law Enforcement Presentation  
Community Presentation  
Conference Presentation  
Workshop Presentation  
Health Jam  
High Functioning  
Safe2Tell Teams  
P3 System Training  
Other

**Requested Date\***

Month 1 2 3 4 5 6 7 8 9 10 11 12

Day 1 2 3 4 5 6 7 8 9 10 11 12 13 14 15 16 17 18 19 20 21 22 23 24 25 26 27 28 29 30 31

Year 2025 2024 2023 2022

**Requested Time\***



Hours

:

Minutes

AM

PM

**Purpose of Event\***

**Location/Event Address\***

**Location City\***

**Presentation Audience\***

**Expected Number in Audience**

**Room Type\***

GymCafeteriaClassroomConference RoomAuditoriumStageOther

**What technology will be available and provided for Safe2Tell? i.e. a projector, VGA/HDMI, speakers, microphone, etc.**

**Special Instructions or More Information**

SUBMIT

**CONFIRMATION MESSAGE:** Once received, a staff member will review your request and follow-up with you to confirm during regular business hours. In the meantime, we invite you to review our training resources and marketing resources.

This form may not be used to submit a school safety tip/report. Any requests submitted through this form are not anonymous nor protected by the Safe2Tell Colorado law. If you need to make an anonymous report, complete an anonymous web report, download the Safe2Tell Colorado mobile app on [the app store](#) or [google play](#), or call 1-877-542-7233.

## TRAIN THE TRAINER APPLICATION

Thank you for your interest in becoming a trainer with Safe2Tell. We are excited to collaborate with local trainers such as yourself to provide high quality training on the Safe2Tell program to students across Colorado. Safe2Tell continues to grow at an incredible rate because of strong local partners such as yourself. Please note that this application does not certify you as a trainer nor guarantee your admission into the cohort.

### Perks of being a Safe2Tell Trainer:

- Differentiated curriculum and resources for K-12 on Safe2Tell, bystander intervention, and ending the code of silence.
- Curriculum is flexible and **can be taught from anywhere** between 15-60 minutes.
- Support network of peers and Safe2Tell staff.
- Train the Trainer certificate.
- Free starter kit of Safe2Tell promotional materials.

"\*" indicates required fields

**What is your first and last name?\***

First

Last

**Your Email\***

**What school or organization are you employed by?\***

**What is your title with your school or organization?\***

**What school(s) or organization(s) will you be presenting to?\***

**What are the cities and/or counties you will be presenting in?\***

**Who is your target audience?\***

Lower ElementaryUpper ElementaryMiddle SchoolHigh SchoolCommunity  
Partners/Families

**How many trainings do you anticipate doing a year?\***

**Are you requesting to join a training session facilitated by Safe2Tell staff (offered 3x a year) or complete the training online asynchronously? You may check both boxes.\***

I would like to attend a training session facilitated by Safe2Tell staff

I would like to complete my training online

**Why do you want to become a Safe2Tell student trainer?**

0 of 500 max characters

**Please provide a description of your personal and/or professional experiences in the field of mental health or school safety that would enhance your perspective as an instructor.**

0 of 500 max characters

**Please provide a description of your professional experience with Safe2Tell, including your role and the setting.**

0 of 500 max characters

**On a scale of 1 -10 (1 = no knowledge of Safe2Tell, 10 = I can teach others about Safe2Tell), how would you rate your familiarity with Safe2Tell and how it works?**

Please enter a number from 1 to 10.

**What strategies would you use to create buy-in from youth in the trainings?**

0 of 500 max characters

**Please describe your plan to train students in Safe2Tell and the support you have from school, district, community, mental health services, and/or law enforcement leadership. Preference will be given to individuals that are able to teach across multiple schools and levels.**

0 of 500 max characters

Please check each below box signaling your agreement to the following expectations of being a Safe2Tell Student Trainer should you be selected into the cohort.

**Consent: certified to teach students\***

The completion of this training certifies me to teach students about Safe2Tell. Requests for training on P3 and high functioning Safe2Tell multidisciplinary teams will be referred to Safe2Tell.\*

**Consent: will submit a report for each training by end of semester\***

Submit a brief report of the location, lesson(s), grade(s), number of students, and feedback for each training by the end of the semester. Form and an electronic link will be provided.\*

**Consent: commit to 60 minutes of teaching a school year\***

Commit to teaching Safe2Tell content for at least 60 cumulative minutes a school year. This time can be broken up into separate modules. Trainings can vary from assemblies, to classroom presentations, extension activities, reminders of the program before breaks in the school calendar, to Safe2Tell messaging within existing school programming (i.e. social/emotional learning, suicide prevention, tattling vs reporting, etc.)\*

SUBMIT

**CONFIRMATION MESSAGE:**

Thank you for your interest in our Train the Trainer program. Upon submission of this form, Safe2Tell will review the application and reach out when the next Train the Trainer event will take place. Thank you!

## STUDENT TRAINING CURRICULUM REQUEST

We would love to know a little more about how our materials are being used with students. Once the form is submitted, you will receive a link to the appropriate curriculum page(s). Each page includes a Google Slides outline, sample videos, and extension activities. To help us better track our data, if a colleague is interested in the curriculum please send them the link to this form rather than the curriculum page itself.

For questions, please email [info@safe2tell.org](mailto:info@safe2tell.org) or call 720-508-6800.

"\*" indicates required fields

**What is your first and last name?\***

First

Last

**Your Email\***

**What school or organization are you employed by?\***

**What is your title with your school or organization?\***

**What school(s) or organization(s) will you be presenting to?\***

**What are the cities and/or counties you will be presenting in?\***

**Who is your target audience?\***

Lower ElementaryUpper ElementaryMiddle SchoolHigh SchoolCommunity  
Partners/Families

**How many are expected in attendance?\***

**Target Date(s) of Presentations**

**Safe2Tell offers a Train the Trainer certification. Are you interested in being a trainer?**

Yes

No

**THANK YOU**

Upon submission of this form, Safe2Tell will review curriculum requests and forward links to presentation and extension activities.

SUBMIT

The target audience question then provides a link to the presentation requested.

Elementary Curriculum: <https://sites.google.com/coag.gov/s2telementary/home>

Middle School Curriculum: <https://sites.google.com/coag.gov/middleschool-publicwebsite/home>

High School Curriculum: <https://sites.google.com/coag.gov/s2ths/home>

Community partners/families: <https://sites.google.com/coag.gov/s2tcp/home>