

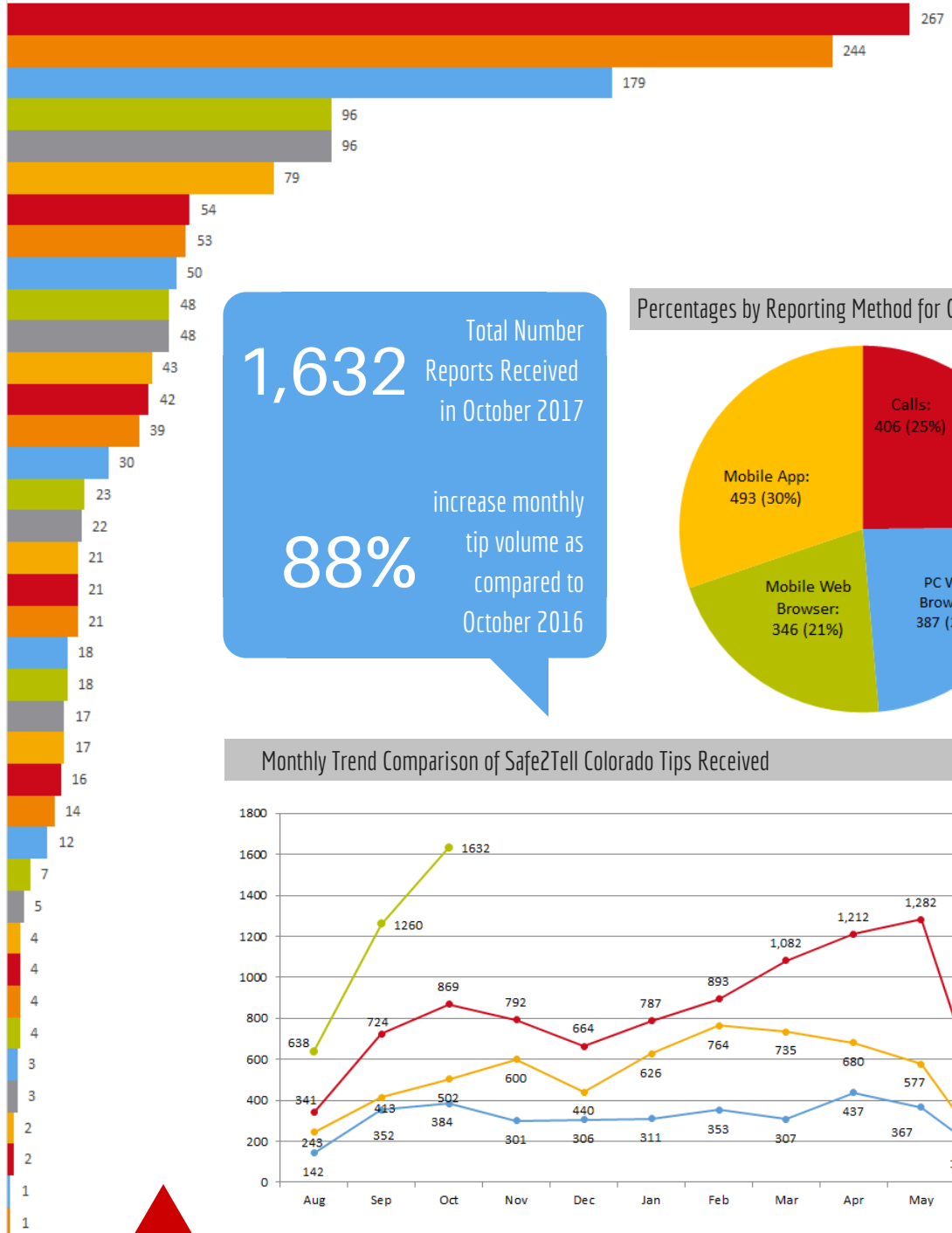
DATA **2** REPORT

October 2017

The following data presented represents the number of reports received by Safe2Tell Colorado for the period between 10/1/2017 and 10/31/2017.

Total Safe2Tell Reports Received by Category in October 2017

- Suicide Threats
- Bullying
- Drugs
- Depression
- Cutting
- Prank Call
- Child Abuse
- Harassment
- Threats
- Alcohol
- School Complaint
- Smoking/Tobacco
- Requesting Information
- Sexual Misconduct
- Planned School Attack
- Fighting
- Anger Issues
- Sexting
- Cyber-Bullying
- Welfare Check
- Guns
- Planned Parties
- Hang-Up
- Sexual Assault
- Assaults
- Misuse of Safe2Tell
- Discrimination
- Knives
- Dating Violence
- Eating Disorder
- Unsafe Driving
- Domestic Violence
- Trnsfrd To Rocky Mtn Crisis Center
- Vandalism
- Ditching
- Explosives
- Animal Cruelty
- Theft
- Gangs



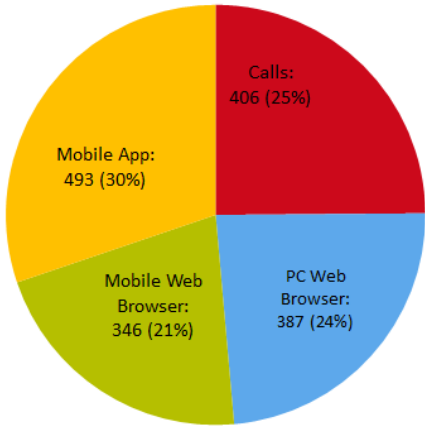
Total Number Reports Received in October 2017

1,632

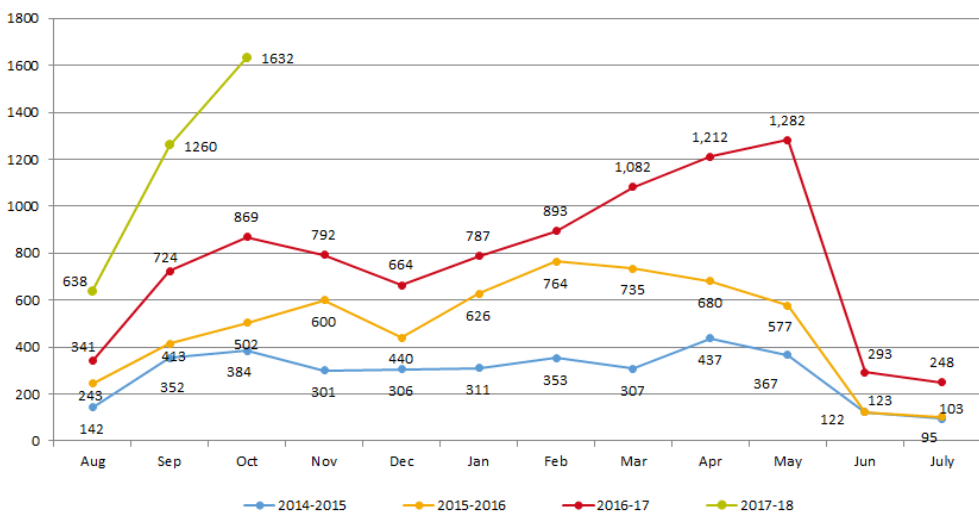
increase monthly tip volume as compared to October 2016

88%

Percentages by Reporting Method for October 2017



Monthly Trend Comparison of Safe2Tell Colorado Tips Received

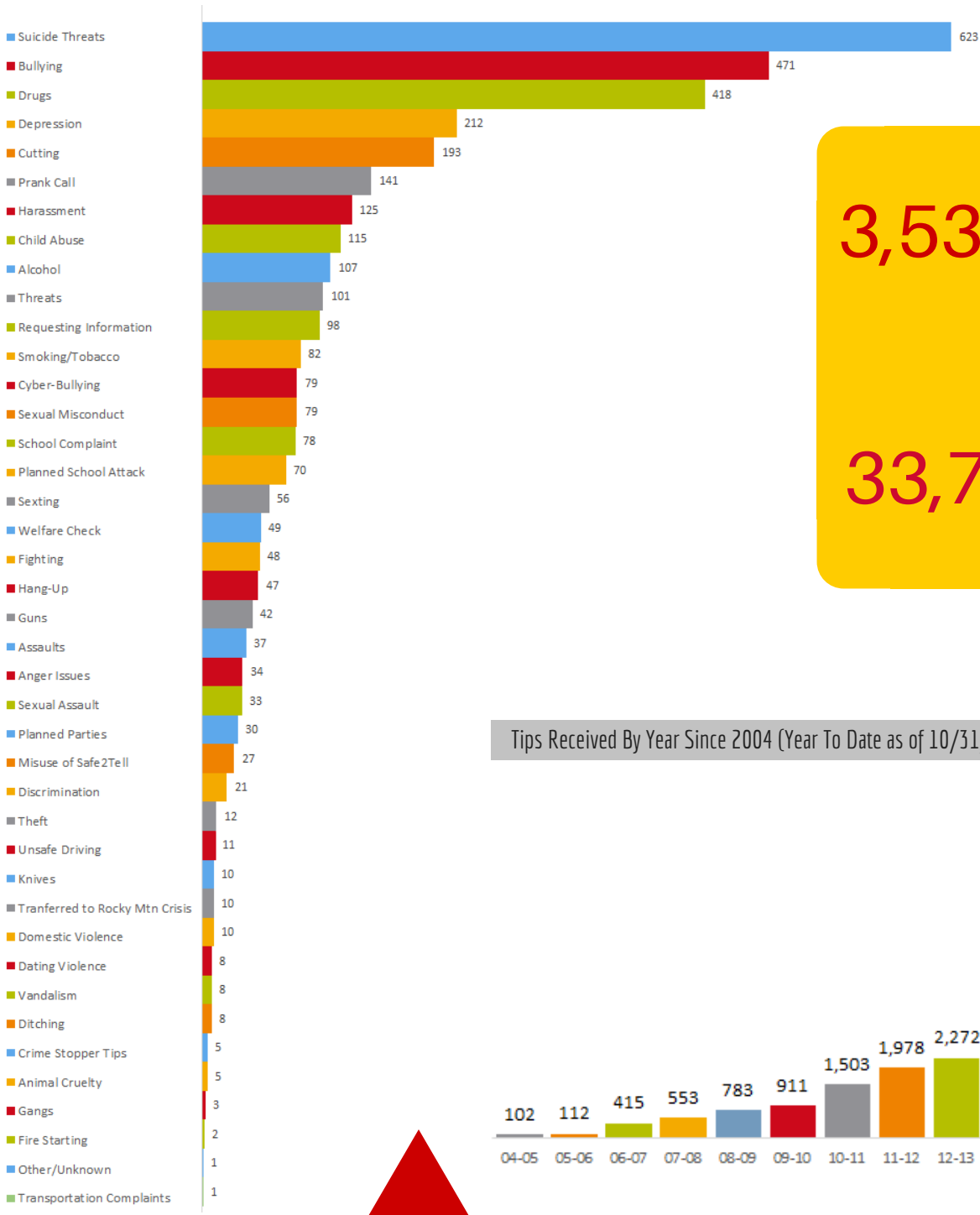


DATA 2 REPORT

August 2017- October 2017

The following data presented represents the number of reports received by Safe2Tell Colorado for the period between 8/1/2017 and 10/31/2017

Total Safe2Tell Reports Received by Category Between 8/1/2017 and 10/31/2017



3,530

Total Number Reports Received between August 2017 and October 2017

33,783

Total Number of Reports Received Since 2004

Tips Received By Year Since 2004 (Year To Date as of 10/31/2017)

