

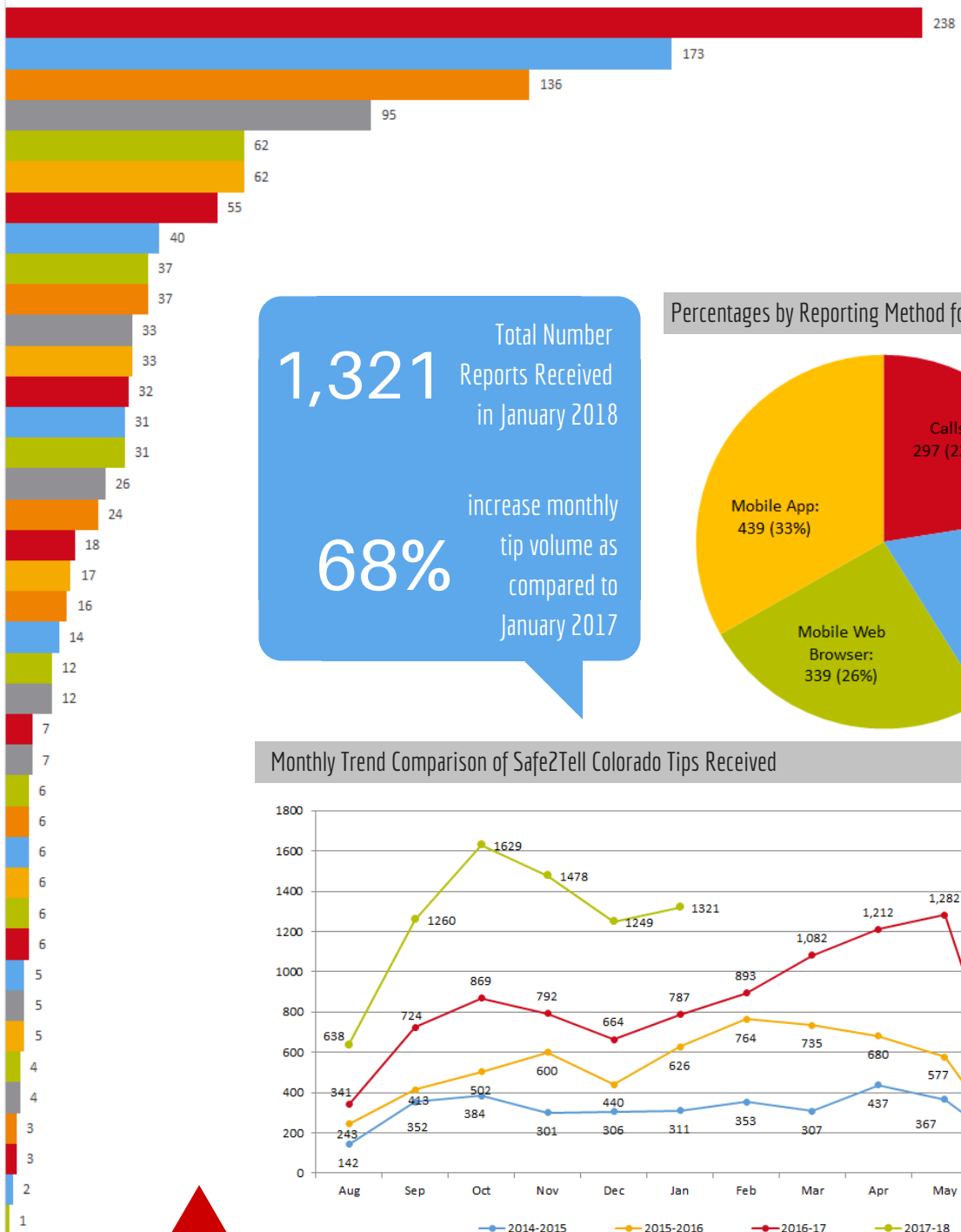
DATA **2** REPORT

January 2018

The following data presented represents the number of reports received by Safe2Tell Colorado for the period between 1/1/2018 and 1/31/2018.

Total Safe2Tell Reports Received by Category in January 2018

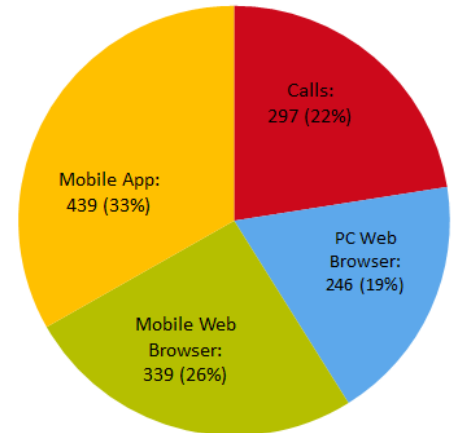
- Suicide Threats
- Drugs
- Bullying
- Cutting
- Depression
- Smoking/Tobacco
- Planned School Attack
- Child Abuse
- Requesting Information
- Welfare Check
- Threats
- Alcohol
- Cyber-Bullying
- School Complaint
- Harassment
- Prank Call
- Sexting
- Assaults
- Sexual Assault
- Sexual Misconduct
- Guns
- Anger Issues
- Dating Violence
- Discrimination
- Hang-Up
- Fighting
- Misuse of Safe2Tell
- Knives
- Domestic Violence
- Planned Parties
- Unsafe Driving
- Theft
- Ditching
- Explosives
- Transportation Complaints
- Eating Disorder
- Trnsfrd To Rocky Mtn Crisis Center
- Gangs
- Animal Cruelty
- Other



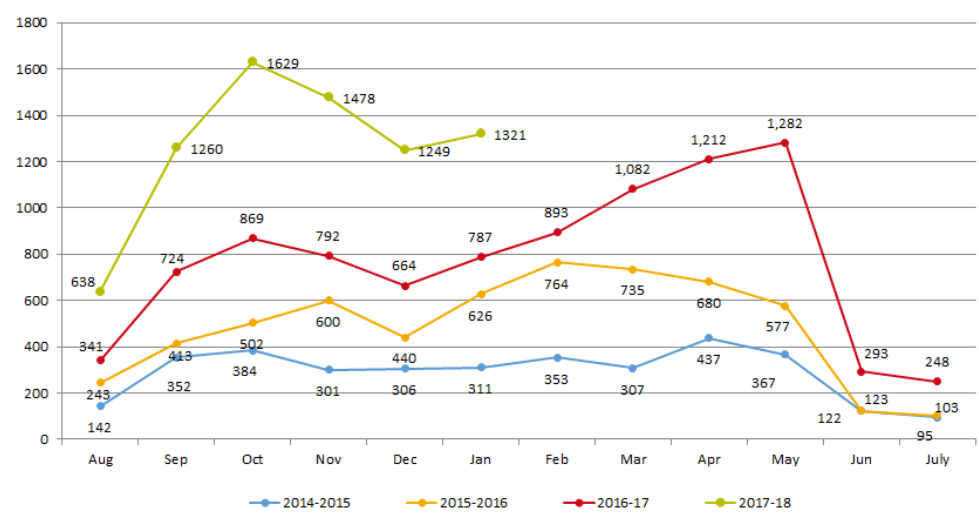
1,321 Total Number Reports Received in January 2018

68% increase monthly tip volume as compared to January 2017

Percentages by Reporting Method for January 2018



Monthly Trend Comparison of Safe2Tell Colorado Tips Received

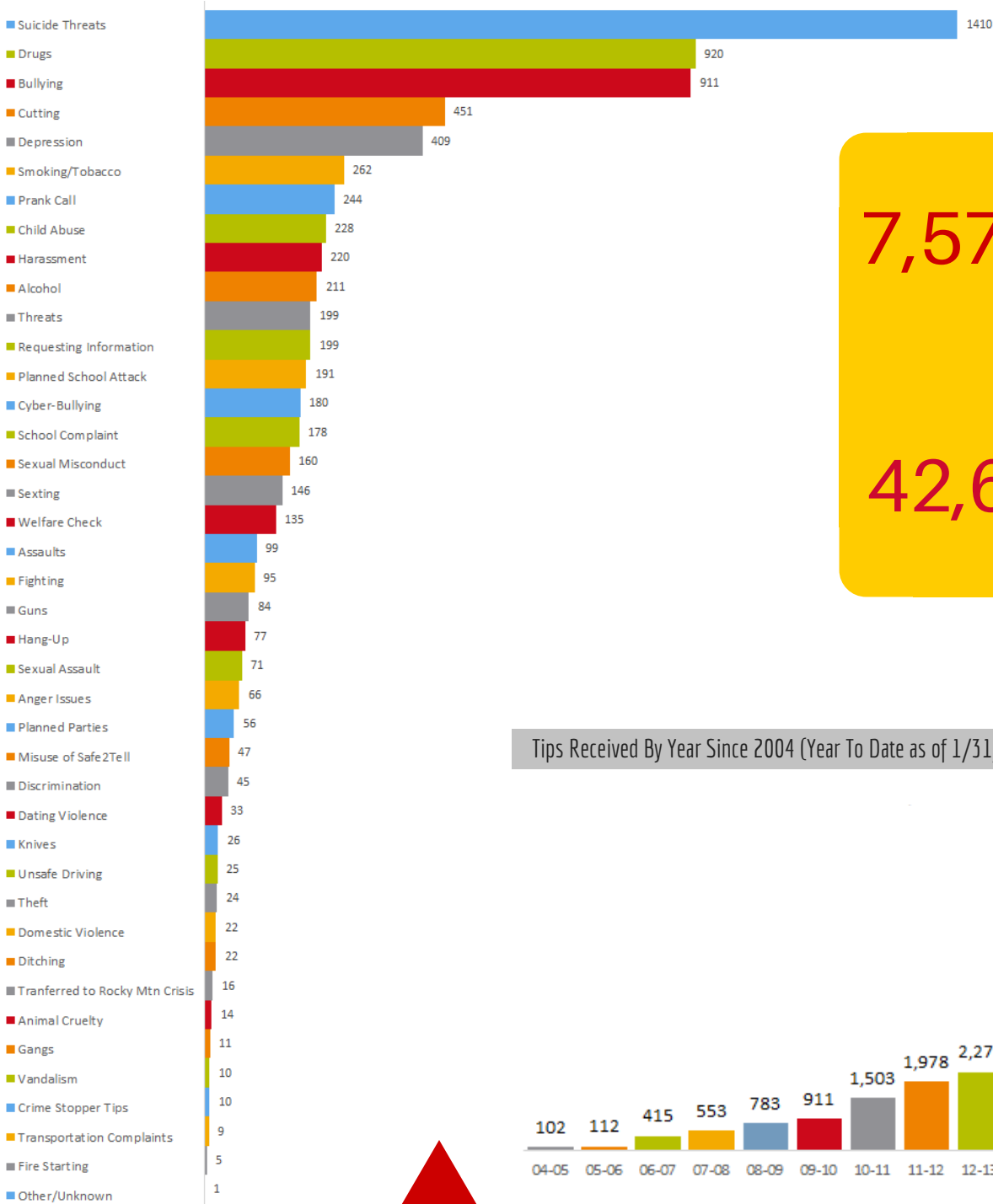


DATA REPORT

August 2017- January 2018

The following data presented represents the number of reports received by Safe2Tell Colorado for the period between 8/1/2017 and 1/31/2018

Total Safe2Tell Reports Received by Category Between 8/1/2017 and 1/31/2018



Total Number Reports Received between August 2017 and January 2018

7,575

Total Number of Reports Received Since 2004

42,615

Tips Received By Year Since 2004 (Year To Date as of 1/31/2018)

