

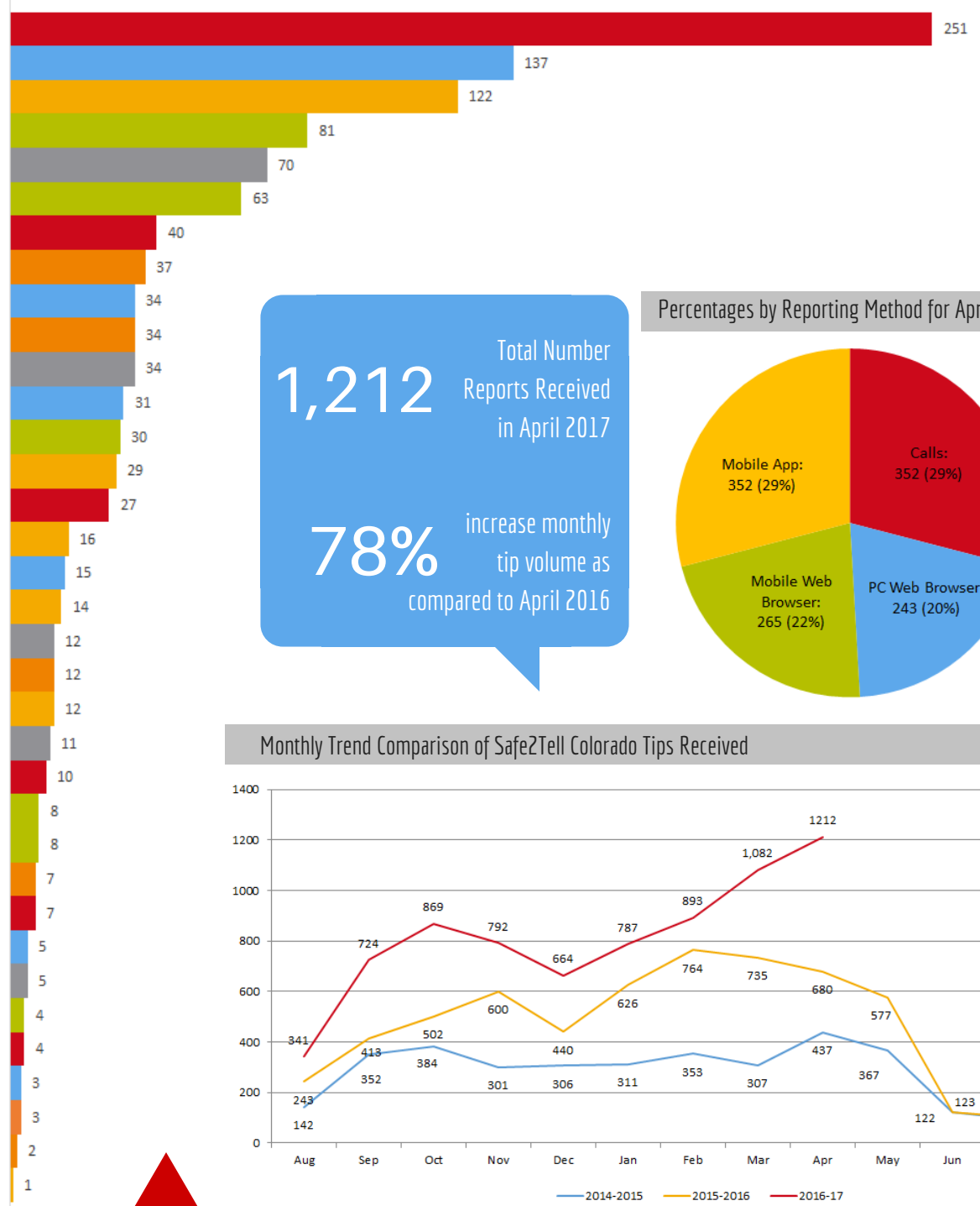
DATA **2** REPORT

April 2017

The following data presented represents the number of reports received by Safe2Tell Colorado for the period between 4/1/2017 and 4/30/2017.

Total Safe2Tell Reports Received by Category in April 2017

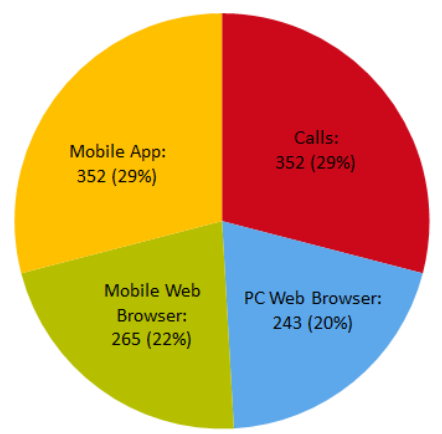
- Suicide Threats
- Drugs
- Bullying
- Cutting
- Depression
- Planned School Attack
- Requesting Information
- Child Abuse
- Threats
- Prank Call
- Alcohol
- School Complaint
- Sexting
- Harassment
- Cyber-Bullying
- Anger Issues
- Hang-Up
- Sexual Misconduct
- Misuse of Safe2Tell
- Smoking/Tobacco
- Assaults
- Fighting
- Sexual Assault
- Welfare Check
- Dating Violence
- Guns
- Discrimination
- Eating Disorder
- Theft
- Unsafe Driving
- Gangs
- Knives
- Transportation Complaints
- Domestic Violence
- Animal Cruelty



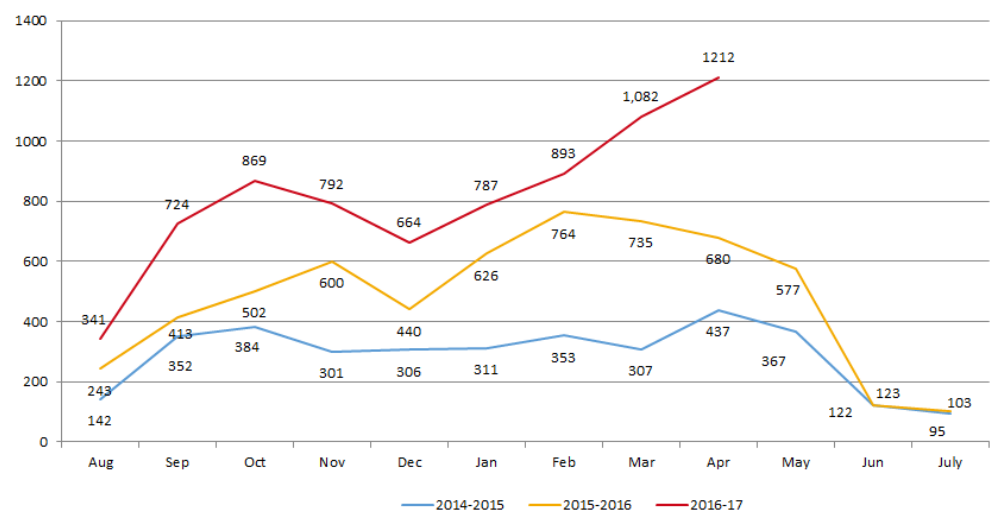
1,212 Total Number Reports Received in April 2017

78% increase monthly tip volume as compared to April 2016

Percentages by Reporting Method for April 2017



Monthly Trend Comparison of Safe2Tell Colorado Tips Received

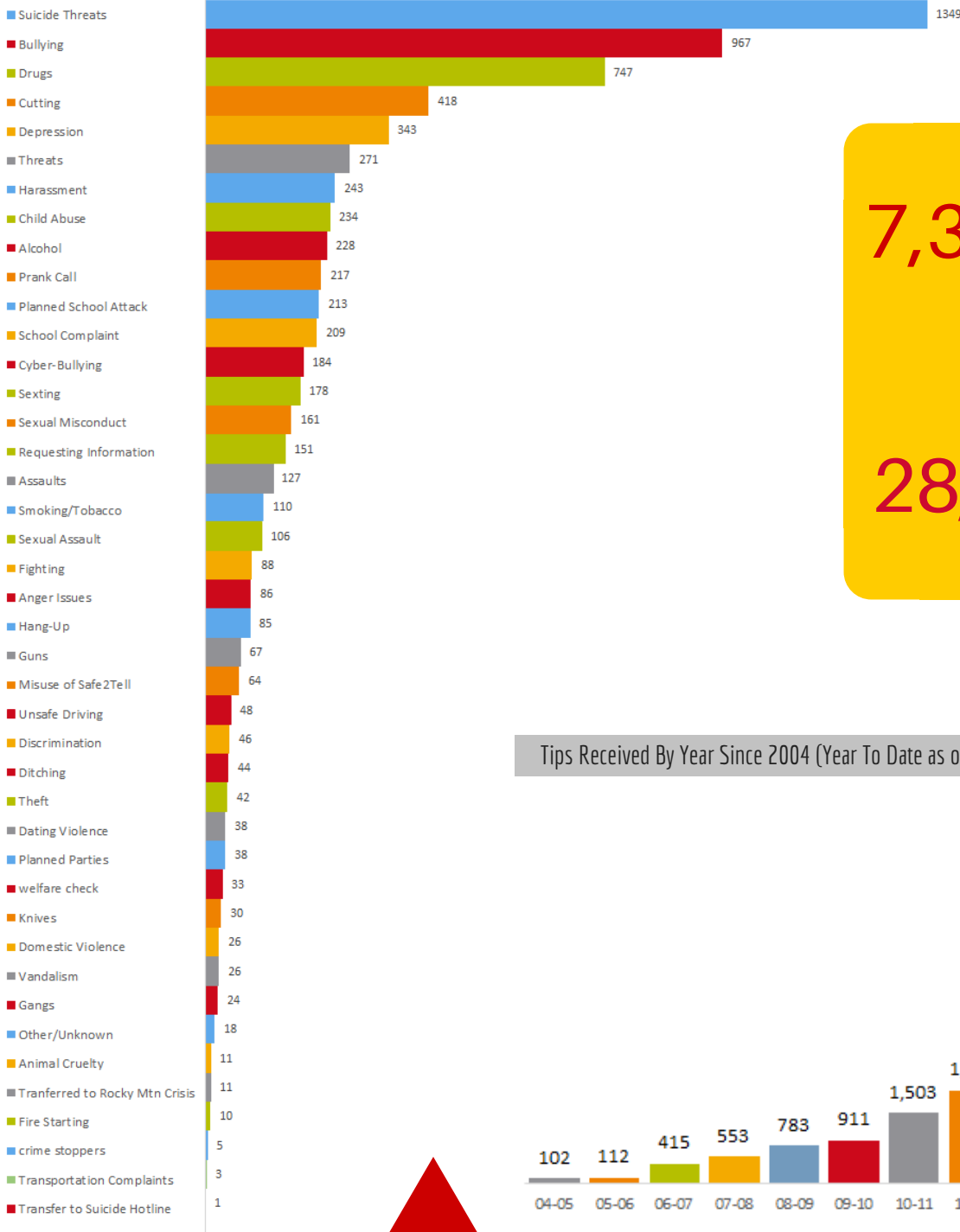


DATA **2** REPORT

August 2016- April 2017

The following data presented represents the number of reports received by Safe2Tell Colorado for the period between 8/1/2016 and 4/30/2017.

Total Safe2Tell Reports Received by Category Between 8/1/2016 and 4/30/2017



Total Number Reports Received in between August 2016 and April 2017

7,352

Total Number of Reports Received Since 2004

28,219

Tips Received By Year Since 2004 (Year To Date as of 4/30/2017)

